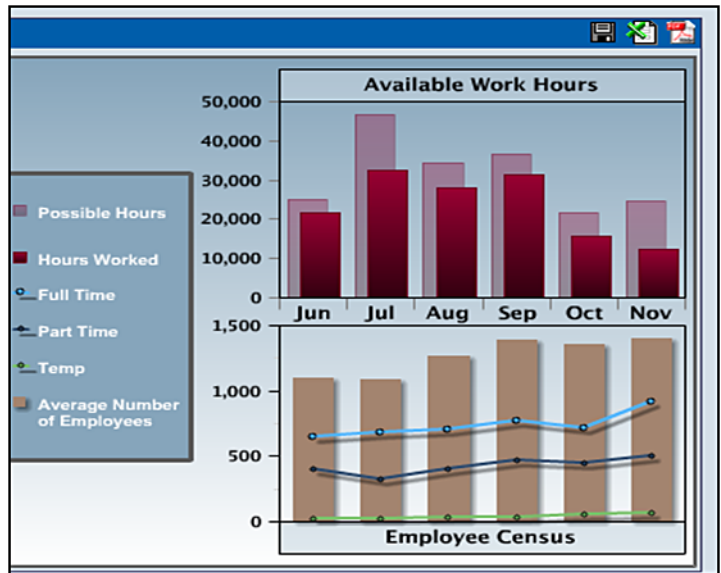


FootPrint[®] WMS EXECUTIVE DASHBOARD

Key performance indicators in real time

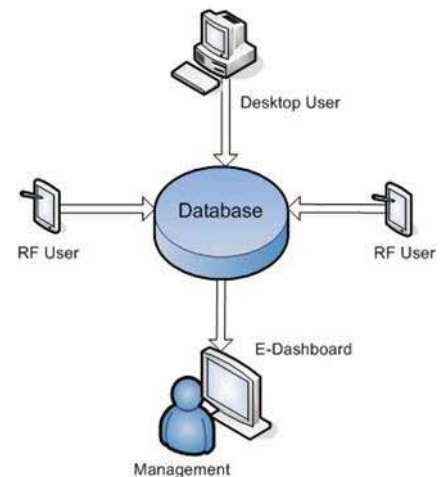
In today's fast economy, executives cannot afford waiting weeks or even days for status reports for the different areas of the company. Usually, when this information is actually received, some of it is already outdated. Executive Managers need to access information that is up to date, accurate and available at all times in a format that is easily understandable. This information allows them to monitor the health of the company at any time.

The Executive Dashboard is a powerful tool used to summarize and report on Key Performance Indicators (KPIs). It presents corporate information that is tied to business goals and industry benchmarks and best practices. The information is obtained directly from the company database which is updated regularly allowing the information viewed to be the most up to date. The results are presented as graphs and charts in a browser-based format that makes for an effective, efficient business monitoring system. In each of the segments, managers can drill down into more detailed information.



System Benefits:

- » Elimination of duplicate data entry.
- » Identifies and correct negative trends.
- » Measure efficiencies/inefficiencies.
- » Generates detailed reports showing new trends.
- » Increase overall revenues.
- » Provides information for better decision-making based on collected business intelligence
- » Align strategies and organizational goals.



The following subsections take a look at the different profiles that the Executive Dashboard will allow management to view. Profiles are defined as the main categories that the Executive Dashboard will be analyzing on a real-time basis. These profiles will provide managers with the capability of viewing the information at the highest level and drilling down to the smallest detail. The profiles will give management a greater insight into the overall operation of the warehouse.

Resource Profile

The resource profile will allow management to measure the productivity of employees, equipment, and assets utilized in the warehouse against accepted industry standards for the different warehouse operations.



Shipment Profile

The inbound/outbound shipment profile will allow management to view a historical analysis on the inbound and outbound operations of client and customer orders and shipments.




Financial Profile

The financial profile will analyze the financial impact of the value added services cost versus the revenue generated from those services. In a traditional warehouse, the inventory valuation plays a much larger role in the financial profile than in a 3rd party logistics environment.



Product Profile

The product profile will allow management to perform a historical analysis on the movement, demand, turnover, and general trends of the products that flow through the warehouse.



Datex Corporation

Datex is a leader in the development of software solutions designed to empower companies to increase visibility and mobility. We offer our customers tools which enable them to decrease logistics costs, increase productivity and become fierce competitors in their industries. Committed to setting the standard for excellence, we pride ourselves on the level of personal attention and assistance we offer our clients.



10320 49th Street
Clearwater, FL 33762
USA (Headquarters)

2329 Guenette Street
Montreal, PQ H4R 2E9
Canada

7230 Franklin Ave, Suite 314
Los Angeles, CA 90046
USA

1.800.933.2839

sales@datexcorp.com

www.datexcorp.com